



## BABBOE<sup>City</sup>

- ✓ Suitable for 1-4 kids
- ✓ Sporty and agile cargo bike
- ✓ Familiar steering; like a regular bike



## About Babboe

Back and forth to school, the park or the playground? The Babboe cargo bike takes you and your family there in a safe, easy, fast and cosy way!


























Babboe has a comprehensive range of cargo bikes and accessories and all Babboe cargo bikes have been tested for safety and durability.

## Why the Babboe City?

The Babboe City is a sporty and manoeuvrable two-wheeled cargo bike. This is the ideal city bike, you can easily manoeuvre through the busy traffic. The child-friendly steps allow your children to get in and out safely. With the optional extra bench you can transport up to max. 4 children.

The **City-E** has electric pedal assistance with 8 modes and a modern LCD display. The **City Mountain** has a powerful Yamaha mid-drive motor with torque sensor. And its provided with Enviolo (Nuvinci) stepless gearing.



<b>Assembled dimensions (lxwxh)</b>		255 x 65 x 110 cm	
<b>Box dimensions (lxwxh)</b>		± 99 x 64 x 50 cm	
<b>Gears</b>	<b>City</b>		Shimano Nexus 7-speed hub gears
	<b>City-E</b>		Shimano 7-speed derailleur
	<b>City Mountain</b>		Enviolo City stepless shifting system
<b>Brakes</b>	<b>City</b>		Shimano roller brake, front and rear
	<b>City-E &amp; City Mountain</b>		Tektro Auriga Hydraulic disc brake, front and rear
<b>Frame</b>		Extra sturdy, anthracite-coloured frame with shockproof powder coating, treated on the inside to prevent rusting	
<b>Frame measurement</b>		50 cm	
<b>Saddle height</b>		Saddle is height adjustable, suitable for people measuring between 1.57 and 1.98 m	
<b>Lighting</b>	<b>City</b>		Front and rear LED lights - battery operated*
	<b>City-E</b>		Front and rear LED lights - front battery operated, rear powered by battery*
	<b>City Mountain</b>		AXA LED lights, front and rear - powered by battery*
<b>Rims</b>		Double walled front and rear rims by Weinmann	
<b>Spokes</b>		Extra sturdy spokes	
<b>Tyre size</b>		Schwalbe Big Apple 26 inch rear wheel, 20 inch front wheel	
<b>Lock</b>	<b>City &amp; City-E</b>		ART 2 approved ABUS ring lock
	<b>City Mountain</b>		ART 2 approved Trelock ring lock
<b>Box color</b>	<b>City &amp; City-E</b>		Available in wood, white, black and gray
	<b>City Mountain</b>		Available in wood, black and gray
<b>Box load capacity</b>		80 kg**	
<b>Saddle load capacity</b>		100 kg**	
<b>Rear carrier</b>	<b>City &amp; City Mountain</b>		Optional with 25 kg maximum load capacity
	<b>City-E</b>		Yes, the Babboe City-E comes with a rear carrier, which also conceals the battery; 25 kg maximum load capacity
<b>Kids step</b>		Yes, child friendly steps in the sides of the box	
<b>Box material</b>		European beech wood, pressed in a curved shape for extra sturdiness and rounded corners for safety (no sharp points). The wooden box is PEFC-certified (European Programme for the Endorsement of Forest Certification)	
<b>Other specification</b>		<ul style="list-style-type: none"> <li>• 2 three-point belts</li> <li>• Adjustable handlebars</li> <li>• Closed chain case (<b>City</b>)</li> <li>• Open chain case (<b>City-E</b>)</li> <li>• Standard equipped to install a rain tent/sunroof</li> <li>• Optional Maxi-Cosi carrier</li> </ul>	
<b>Actionradius</b>	<b>City-E</b>		40-60 km (374Wh) 50-70 km (450Wh)
	<b>City Mountain</b>		40-60 km (400Wh) 50-75 km (500Wh)
<b>Battery</b>	<b>City-E</b>		Lithium-Ion battery (36V 374Wh / 36V 450Wh)
	<b>City Mountain</b>		Lithium-Ion battery (36V 400Wh / 36V 500Wh)
<b>Battery location</b>	<b>City-E</b>		The battery is concealed under the rear carrier
	<b>City Mountain</b>		The battery is attached under the bench in the box
<b>Charging time</b>	<b>City-E &amp; City Mountain</b>		From completely empty to completely charged: 4-6 hours
<b>Motor</b>	<b>City-E</b>		GWA Energy 36V 250W maintenance free motor, 40Nm torque
	<b>City Mountain</b>		Yamaha mid-drive motor, 250W, 70Nm torque
<b>Battery charger</b>	<b>City-E</b>		38V 2.1A
	<b>City Mountain</b>		42V 4.0A

\* The lightning meets the German, French and Danish StVZO regulations.

\*\* The Babboe City cargo bike is tested by SGS (independent testing authority). The indicated weights are the maximum values which have been tested. Higher values have not been tested.

The Babboe City-E and City Mountain cargo bikes are tested by SGS and TÜV (independent testing authority). The indicated weights are the maximum values which have been tested. Higher values have not been tested.